



R&R Weekly Column
By Brunello Rosa



The “Blame Game” on Covid Masks Deeper Geopolitical Tensions

Last week, China announced that a number of boroughs in Beijing had to be locked down as a result of [a new localised outbreak of Covid-19 in the city](#), possibly originating from another food market. The Chinese authorities said that investigations concluded that the coronavirus strain detected at the Xinfadi market in Beijing [came from Europe](#), even if they admitted that this particular strain “has existed longer than the current coronavirus strain circulating in Europe.”

So, it appears that [China is now making accusations of other countries and regions for the possible second wave of pandemic](#) it might be suffering. This is, of course, similar to the way [most countries have accused China for having caused the pandemic in the first place](#), whether “naturally” (if the virus spread out the wet market in Wuhan), or “artificially” (either intentionally, or by accident, given the presence of the [notorious research lab in Wuhan itself](#)). What then should we make of this blame game between China and the rest of the world?

One should not be confused by the exchanges of allegations between politicians and even heads of state and governments. In most cases, these allegations are made to assuage the domestic opinion more than to attack the foreign entity, in order to distract attention and divert responsibility away from themselves. This is a usual game in politics. However, there is also something deeper going on now, which makes the current situation different from those which typically exist.


As we discussed [a few weeks ago](#), we believe that after this pandemic, and after the containment measures that have been adopted to counter this pandemic, the world will look very different from how it was until the end of 2019. In particular, the economic or political power ranking of countries and regions could change on a global scale. For certain, the economic and political “distance” between the major global players will be very different: for example, China will be able to reduce the gap with the US on a number of dimensions. The US, with its erratic response to the pandemic, and its inability thus far to rein in the pandemic, will most likely lose ground versus China, whose response to the virus having been much more rapid and forceful. Europe is [still debating which policies to adopt to recover from it](#).


The US and its closest allies in the Anglosphere (the so-called [“Five Eyes”: the USA, UK, Canada, Australia and New Zealand](#)) are trying to respond this evolution of events. Clearly, the first point of attack is about the origin of the crisis, which is undoubtably in China; emphasizing this fact also serves to diminish the relevance of Beijing’s strong response. For the first time in history, countries or state entities (such as Missouri and Mississippi) have expressed their [intention to ask for “compensation”](#) or “reparations” in non-war related circumstances, and this will continue to put pressure on China.

But there are other open fronts as well. As we know, the [new Cold War between US and China has several components](#), one of which is the very relevant technological competition. Recently, the US [imposed further restrictions on Chinese tech giant Huawei](#) (which were subsequently [partly eased](#)). Countries in America’s inner circle, such as [Australia, have taken similar measures](#). This has meant a [sharp deterioration in the bilateral relationships between Beijing and Canberra](#), even despite the fact that China has been the main importer of Australia’s iron ore and coal in the last few years. But in the “new world order” of disrupted global supply chains, geopolitical considerations will trump economic cost/benefit analysis. This is an unfortunate evolution. It will eventually hurt the end consumer globally, as it will lead to a reduced choice of products and higher prices.


Our Recent Publications


 [Flash Preview: RBNZ To Take Stock Of Previous Easing In June](#), by Brunello Rosa and Karmen Meneses, 19 June 2020

 [Flash Reviews: BOE Increases The Size Of QE, While SNB Could Scale Up FX Intervention if Needed](#), by Brunello Rosa, Farah Aladsani and Fawaz Sulaiman Al Mughrabi, 18 June 2020

 [Iran Shows Resilience to Pandemic, Lower Oil Prices and Sanctions as US Elections Approach](#), By Giorgio Cafiero, 17 June 2020

 [Flash Review: BOJ Expands Lending Programs And Is Ready To Do More](#), by Brunello Rosa and Karmen Meneses, 16 June 2020

 [Flash Previews: BOE Likely To Expand QE, While SNB and BOJ Remain On Hold](#), by Brunello Rosa, Farah Aladsani, Fawaz Sulaiman Al Mughrabi, Karmen Meneses and Luca Bandello, 12 June 2020

 **GEOPOLITICAL CORNER:** [Divide And Conquer: Trump Sees A Repeat Of 1968 As The Key To His Political Salvation](#), by John Hulsman, 16 June 2020

Looking Ahead

The Week Ahead: US Nondefense Capital Goods Orders To Increase And Core-PCE Inflation Is Expected To Slightly Fall

In the US, May's 'nondefense capital goods orders' (ex. aircraft) is likely to rebound from contractionary territory, to 2.5% (*p*: -6.1%). PCE inflation is expected to remain unchanged at 0.5% y-o-y, while core-PCE inflation is likely to fall slightly, to 0.9% y-o-y (*p*: 1%).

The Quarter Ahead: Concerns Of A COVID-19 Second Wave and Weak Growth to Dominate the "Recovery" Phase

In the US, an increase in new infections and hospitalizations in a few States heightened concerns of a potential new wave of virus outbreak, raising worries over the potential implications for both the human and economic toll. The US 'Treasury Department', and 'Small Business Administration', stated they would '*disclose names and other details about businesses that take PPP loans of USD 150k or more*'. The Fed announced plans to: i) '*purchase individual corporate bonds in an effort to provide even more liquidity and stability to the credit markets*'; as well as ii) continue to make use of its full toolkit – including low interest rates and significant monetary stimulus – for an extended period of time, to help foster a lasting economic recovery. While US Secretary of State Pompeo met with Chinese officials, Trump signed into law an act that authorizes sanctions for Chinese officials involved in the detention of one million members of the Muslim Uighur minority ethnic group. **Beijing** quickly responded that the law "*maliciously attacks*" China and threatened consequences.

In the EZ, tensions with Beijing remain high, as MEPs called on the EU to consider a lawsuit against China over: i) the new Hong Kong law – defined as "*an assault on the city's autonomy*"; as well as ii) China's constant and increasing interference in Hong Kong's internal affairs. Over the next few months, EU leaders will try to: 1) agree on a EUR 750bn (USD 840bn) 'recovery fund', renamed as 'Next Generation EU plan' - which could provide poorer and hardest hit EU countries with up to 15% of their GNI in grants and guarantees; and 2) win the resistance of several northern European nations, which oppose the plan to pay out EUR 500bn (USD 559bn) in EU grants, and insist on loans instead.

Tensions between **China and India** rose after China accused Indian troops of a "*deliberate provocation*" in a deadly clash at a disputed Himalayan border.

In China, localized virus resurgence (e.g.: in Beijing) could morph into serious outbreaks. **In Brazil**, the number of COVID-19 cases surpassed 1.1m.

Last Week's Review

Real Economy: Geopolitical Tensions And Second-Wave Risks Threaten The Global Recovery

In the US, as stores reopened after the lockdown, May retail sales jumped by 17.7% m-o-m in (c: 8.0%), recovering from a record - 14.7% fall in April - the biggest rise on record. As factories partially resumed operations after virus-related suspensions, May IP rebounded slightly, by 1.4% m-o-m, up from its record low (c: 2.9%; *p*: -12.5%); going forward, as supply chain restart, more manufacturing plants are likely to reopen. In the week ending on June 13, the number of US citizens filing for unemployment benefits eased slightly to 1.508m (c: 1.300m; *p*: 1.566m), the lowest level since the COVID-19 crisis began. However, u/e numbers are expected to rise at the end of the 'Paycheck Protection Program' (PPP) – i.e.: loans that help businesses keep their workforce employed.

In the EZ, May's CPI inflation remained mute at 0.1% y-o-y, and core-CPI inflation was unchanged from April's eight-month low of 0.9% y-o-y – well below the ECB's target of 'just below 2%'.

In Japan, UK, Switzerland, and Norway, all CBs kept key policy rates on hold and noted they stand ready to take any action needed to support the economy (BoJ: -0.10%; BoE: 0.10%; SNB: -0.75%; Norges Bank: 0.00%).

Financial Markets: EZ And US Stocks Rise, Bonds Flat; Oil Rebounds And Gold Maintains Appeal

Market drivers: stocks rebounded on better-than-expected economic data and stimuli efforts.

Stocks: w-o-w, global equity indices rose (MSCI ACWI, +2.0%, to 527), driven by the EZ (Eurostoxx 50, +3.7% to 3,269), lifted by the reopening of key economies, and the US (S&P 500, +1.9% to 3,098). EMs also rose (MSCI EMs, +1.5% to 1,001), driven by gains in China (Shanghai Comp., +1.6% to 2,968), despite the reported rise in COVID-19 new cases.

Bonds: fixed-income remained flat (BAML Global, +0.1% to 294.9), but investment-grade corporate bond credit spreads closed after the Fed stated it will begin '*buying individual corporate bonds to supplement its purchases of exchange-traded funds*'.

FX: w-o-w, the USD strengthened (DXY, +0.3% to 97.623) on positive retail sales data. The EUR keeps benefitting from policymakers' fiscal efforts.

Commodities: Oil prices rebounded (Brent, +8.9% to 42.2 USD/b), helped by: i) major oil-exporting nations adhering to production cuts; and ii) optimism over global demand. Gold rose slightly, driven by currency debasement fears (Gold, +0.8% to 1,743 USD/Oz.).



@RosaRoubini



Rosa & Roubini



Rosa&Roubini Associates

For more information, please call us on +44 (0)207 1010 718 or send us an email to info@rosa-roubini-associates.com

www.rosa-roubini-associates.com

118 Pall Mall, London SW1Y 5ED

Abbreviations, Acronyms and Definitions

a	Actual	LN	Northern League, Italy
AKP	Justice and Development Party, Turkey	MSS	Five Star Movement, Italy
ann.	annualized	m-o-m	Month-on-month
ARS	Argentinian Peso	mb	Million barrels
avg.	Average	mb/d	Million barrels per day
bn	Billion	MENA	Middle East and North Africa
BoC	Bank of Canada	MHP	Nationalist Movement Party, Turkey
BoE	Bank of England	mn	Million
BoJ	Bank of Japan	MPC	Monetary Policy Committee
bpd	Barrels per day	NAFTA	North-American Free Trade Agreement
bps	Basis points	NATO	North Atlantic Treaty Organization
BS	Balance sheet	OECD	Organization for Economic Cooperation and Development
c	Consensus	Opec	Organization of Petroleum Exporting Countries
C/A	Current account	p	Previous
CB	Central bank	P2P	Peer-to-peer
CBB	Central Bank of Bahrain	PBoC	People's Bank of China
CBK	Central Bank of Kuwait	PCE	Personal Consumption Expenditures
CBT	Central Bank of Turkey	PE	Price to earnings ratio
CDU	Christian Democratic Union, Germany	PM	Prime minister
CNY	Chinese Yuan	PMI	Purchasing managers' index
CPI	Consumer Price Index	pps	Percentage points
DJIA	Dow Jones Industrial Average Index	pw	Previous week
DJEM	Dow Jones Emerging Markets Index	QCB	Qatar Central Bank
d-o-d	Day-on-day	QAR	Qatari Riyal
DXY	US Dollar Index	QE	Quantitative easing
EC	European Commission	q-o-q	Quarter-on-quarter
ECB	European Central Bank	RE	Real estate
ECJ	European Court of Justice	RBA	Reserve Bank of Australia
EIA	US Energy Information Agency	RRR	Reserve Requirement Ratio
EM	Emerging Markets	RUB	Russian Rouble
EP	European Parliament	SWF	Sovereign Wealth Fund
EPS	Earnings per share	tn	Trillion
EU	European Union	TRY	Turkish Lira
EUR	Euro	UAE	United Arab Emirates
EZ	Eurozone	UK	United Kingdom
Fed	US Federal Reserve	US	United States
FOMC	US Federal Open Market Committee	USD	United States Dollar
FRB	US Federal Reserve Board	USD/b	USD per barrel
FX	Foreign exchange	UST	US Treasury bills/bonds
FY	Fiscal Year	VAT	Value added tax
GCC	Gulf Cooperation Council	VIX	Chicago Board Options Exchange Volatility Index
GBP	British pound	WTI	West Texas Intermediate
GDP	Gross domestic product	WTO	World Trade Organisation
IMF	International Monetary Fund	w	Week
INR	Indian Rupee	w-o-w	Week-on-week
IPO	Initial public offering	y	Year
IRR	Iranian Rial	y-o-y	Year-on-year
JPY	Japanese yen	y-t-d	Year-to-date
k	thousand	ZAR	South African Rand
KSA	Kingdom of Saudi Arabia	2y; 10y	2-year; 10-year



Rosa & Roubini Associates Ltd is a private limited company registered in England and Wales (Registration number: 10975116) with registered office at 118 Pall Mall, St. James's, London SW1Y 5ED, United Kingdom. VAT registration number GB 278 7297 39. **Analyst Certification:** We, Brunello Rosa and Nouriel Roubini, hereby certify that all the views expressed in this report reflect our personal opinion, which has not been influenced by considerations of Rosa & Roubini Associates's business, nor by personal or client relationships. We also certify that no part of our compensation was, is or will be, directly or indirectly, related to the views expressed in this report. **Disclaimer:** All material presented in this report is provided by Rosa & Roubini Associates-Limited for informational purposes only and is not to be used or considered as an offer or a solicitation to sell or to buy, or subscribe for securities, investment products or other financial instruments. Rosa & Roubini Associates Limited does not conduct "investment research" as defined in the FCA Conduct of Business Sourcebook (COBS) section 12 nor does it provide "advice about securities" as defined in the Regulation of Investment Advisors by the U.S. SEC. Rosa & Roubini Associates Limited is not regulated by the FCA, SEC or by any other regulatory body. Nothing in this report shall be deemed to constitute financial or other professional advice in any way, and under no circumstances shall we be liable for any direct or indirect losses, costs or expenses nor for any loss of profit that results from the content of this report or any material in it or website links or references embedded within it. The price and value of financial instruments, securities and investment products referred to in this research and the income from them may fluctuate. Past performance and forecasts should not be treated as a reliable guide of future performance or results; future returns are not guaranteed; and a loss of original capital may occur. This research is based on current public information that Rosa & Roubini Associates considers reliable, but we do not represent it is accurate or complete, and it should not be relied on as such. Rosa & Roubini Associates, its contributors, partners and employees make no representation about the completeness or accuracy of the data, calculations, information or opinions contained in this report. Rosa & Roubini Associates has an internal policy designed to minimize the risk of receiving or misusing confidential or potentially material non-public information. We seek to update our research as appropriate, but the large majority of reports are published at irregular intervals as appropriate in the author's judgment. The information, opinions, estimates and forecasts contained herein are as of the date hereof and may be changed without prior notification. This research is for our clients only and is disseminated and available to all clients simultaneously through electronic publication. Rosa & Roubini Associates is not responsible for the redistribution of our research by third party aggregators. This report is not directed to you if Rosa & Roubini Associates is barred from doing so in your jurisdiction. This report and its content cannot be copied, redistributed or reproduced in part or whole without Rosa & Roubini Associates' written permission.

